

subMIT: Available Software and Environments

Matthew Heine 1/6/2023

Outline

Outline

- Do I need to change my software/code?

Outline

- Do I need to change my software/code?
- OS & Available Software

Outline

- Do I need to change my software/code?
- OS & Available Software
- Package & Environment Managers

Outline

- Do I need to change my software/code?
- OS & Available Software
- Package & Environment Managers
- Containers

Outline

- Do I need to change my software/code?
- OS & Available Software
- Package & Environment Managers
- Containers
- JupyterHUB

Outline

- Do I need to change my software/code?
- OS & Available Software
- Package & Environment Managers
- Containers
- JupyterHUB
- Summary

If you have never used a cluster or HPC system...

If you have never used a cluster or HPC system...

- subMIT offers more computational horsepower than your desktop/laptop

If you have never used a cluster or HPC system...

- subMIT offers more computational horsepower than your desktop/laptop
 - more memory

If you have never used a cluster or HPC system...

- subMIT offers more computational horsepower than your desktop/laptop
 - more memory
 - many CPUs

If you have never used a cluster or HPC system...

- subMIT offers more computational horsepower than your desktop/laptop
 - more memory
 - many CPUs
 - connected compute resources

If you have never used a cluster or HPC system...

- subMIT offers more computational horsepower than your desktop/laptop
 - more memory
 - many CPUs
 - connected compute resources
 - when you disconnect from subMIT, your jobs can keep running

If you have never used a cluster or HPC system...

- subMIT offers more computational horsepower than your desktop/laptop
 - more memory
 - many CPUs
 - connected compute resources
 - when you disconnect from subMIT, your jobs can keep running
- Do I need to change my software / code to take advantage of this?

If you have never used a cluster or HPC system...

- subMIT offers more computational horsepower than your desktop/laptop
 - more memory
 - many CPUs
 - connected compute resources
 - when you disconnect from subMIT, your jobs can keep running
- Do I need to change my software / code to take advantage of this?
 - Maybe just change your *workflow*

If you have never used a cluster or HPC system...

- subMIT offers more computational horsepower than your desktop/laptop
 - more memory
 - many CPUs
 - connected compute resources
 - when you disconnect from subMIT, your jobs can keep running
- Do I need to change my software / code to take advantage of this?
 - Maybe just change your *workflow*
- Simultaneously run independent serial applications on different CPUs

If you have never used a cluster or HPC system...

- subMIT offers more computational horsepower than your desktop/laptop
 - more memory
 - many CPUs
 - connected compute resources
 - when you disconnect from subMIT, your jobs can keep running
- Do I need to change my software / code to take advantage of this?
 - Maybe just change your *workflow*
- Simultaneously run independent serial applications on different CPUs
 - investigate dependence of model on input parameters

If you have never used a cluster or HPC system...

- subMIT offers more computational horsepower than your desktop/laptop
 - more memory
 - many CPUs
 - connected compute resources
 - when you disconnect from subMIT, your jobs can keep running
- Do I need to change my software / code to take advantage of this?
 - Maybe just change your *workflow*
- Simultaneously run independent serial applications on different CPUs
 - investigate dependence of model on input parameters
 - ensemble averaging / Monte Carlo simulations

If you have never used a cluster or HPC system...

- subMIT offers more computational horsepower than your desktop/laptop
 - more memory
 - many CPUs
 - connected compute resources
 - when you disconnect from subMIT, your jobs can keep running
- Do I need to change my software / code to take advantage of this?
 - Maybe just change your *workflow*
- Simultaneously run independent serial applications on different CPUs
 - investigate dependence of model on input parameters
 - ensemble averaging / Monte Carlo simulations
 - visualization: rendering frames of a movie

If you have never used a cluster or HPC system...

- subMIT offers more computational horsepower than your desktop/laptop
 - more memory
 - many CPUs
 - connected compute resources
 - when you disconnect from subMIT, your jobs can keep running
- Do I need to change my software / code to take advantage of this?
 - Maybe just change your *workflow*
- Simultaneously run independent serial applications on different CPUs
 - investigate dependence of model on input parameters
 - ensemble averaging / Monte Carlo simulations
 - visualization: rendering frames of a movie
- Many 3rd party applications / libraries are already written for HPC

If you have never used a cluster or HPC system...

- subMIT offers more computational horsepower than your desktop/laptop
 - more memory
 - many CPUs
 - connected compute resources
 - when you disconnect from subMIT, your jobs can keep running
- Do I need to change my software / code to take advantage of this?
 - Maybe just change your *workflow*
- Simultaneously run independent serial applications on different CPUs
 - investigate dependence of model on input parameters
 - ensemble averaging / Monte Carlo simulations
 - visualization: rendering frames of a movie
- Many 3rd party applications / libraries are already written for HPC
- Resources to help further parallelize your code

Available Software

What comes pre-installed:

Linux Operating System (CentOS 7)

- standard linux packages

Available Software

What comes pre-installed:

Linux Operating System (CentOS 7)

- standard linux packages

Programming

- Python
- C++
- Java
- Fortran
- Julia
- MATLAB
- OpenMPI

Available Software

What comes pre-installed:

Linux Operating System (CentOS 7)

- standard linux packages

Programming

- Python
- C++
- Java
- Fortran
- Julia
- MATLAB
- OpenMPI

But...

Available Software

What comes pre-installed:

Linux Operating System (CentOS 7)

- standard linux packages

Programming

- Python
- C++
- Java
- Fortran
- Julia
- MATLAB
- OpenMPI

But...

Available Software

What comes pre-installed:

Linux Operating System (CentOS 7)

- standard linux packages

Programming

- Python
- C++
- Java
- Fortran
- Julia
- MATLAB
- OpenMPI

But...

You are not limited to pre-installed software

Available Software

What comes pre-installed:

Linux Operating System (CentOS 7)

- standard linux packages

Programming

- Python
- C++
- Java
- Fortran
- Julia
- MATLAB
- OpenMPI

But...

You are not limited to pre-installed software

Available Software

What comes pre-installed:

Linux Operating System (CentOS 7)

- standard linux packages

Programming

- Python
- C++
- Java
- Fortran
- Julia
- MATLAB
- OpenMPI

But...

You are not limited to pre-installed software

You have the control to install additional software / libraries (the versions you want).

Available Software

What comes pre-installed:

Linux Operating System (CentOS 7)

- standard linux packages

Programming

- Python
- C++
- Java
- Fortran
- Julia
- MATLAB
- OpenMPI

But...

You are not limited to pre-installed software

You have the control to install additional software / libraries (the versions you want).

Available Software

What comes pre-installed:

Linux Operating System (CentOS 7)

- standard linux packages

Programming

- Python
- C++
- Java
- Fortran
- Julia
- MATLAB
- OpenMPI

But...

You are not limited to pre-installed software

You have the control to install additional software / libraries (the versions you want).

Tools to help you easily do/mange this

Available Software

What comes pre-installed:

Linux Operating System (CentOS 7)

- standard linux packages

Programming

- Python
- C++
- Java
- Fortran
- Julia
- MATLAB
- OpenMPI

But...

You are not limited to pre-installed software

You have the control to install additional software / libraries (the versions you want).

Tools to help you easily do/mange this

- package & environment mangers

Available Software

What comes pre-installed:

Linux Operating System (CentOS 7)

- standard linux packages

Programming

- Python
- C++
- Java
- Fortran
- Julia
- MATLAB
- OpenMPI

But...

You are not limited to pre-installed software

You have the control to install additional software / libraries (the versions you want).

Tools to help you easily do/mange this

- package & environment mangers
- containers

Available Software

What comes pre-installed:

Linux Operating System (CentOS 7)

- standard linux packages

Programming

- Python
- C++
- Java
- Fortran
- Julia
- MATLAB
- OpenMPI

But...

You are not limited to pre-installed software

You have the control to install additional software / libraries (the versions you want).

Tools to help you easily do/mange this

- package & environment mangers
- containers
- subMIT help desk

Available Software

What comes pre-installed:

Linux Operating System (CentOS 7)

- standard linux packages

Programming

- Python
- C++
- Java
- Fortran
- Julia
- MATLAB
- OpenMPI

But...

You are not limited to pre-installed software

You have the control to install additional software / libraries (the versions you want).

Tools to help you easily do/mange this

- package & environment mangers
- containers
- subMIT help desk

Available Software

What comes pre-installed:

Linux Operating System (CentOS 7)

- standard linux packages

Programming

- Python
- C++
- Java
- Fortran
- Julia
- MATLAB
- OpenMPI

But...

You are not limited to pre-installed software

You have the control to install additional software / libraries (the versions you want).

Tools to help you easily do/mange this

- package & environment mangers
- containers
- subMIT help desk

CernVM File System (CVMFS)

Available Software

What comes pre-installed:

Linux Operating System (CentOS 7)

- standard linux packages

Programming

- Python
- C++
- Java
- Fortran
- Julia
- MATLAB
- OpenMPI

But...

You are not limited to pre-installed software

You have the control to install additional software / libraries (the versions you want).

Tools to help you easily do/mange this

- package & environment mangers
- containers
- subMIT help desk

CernVM File System (CVMFS)

- ROOT, GEANT4, Singularity, etc.

Package/Environment Managers (conda, spack)

Package/Environment Managers (conda, spack)

- Any language (Python, C/C++, Fortran, R, ...)

Package/Environment Managers (conda, spack)

- Any language (Python, C/C++, Fortran, R, ...)
- Easy to find & install packages (software, libraries, ...)

Package/Environment Managers (conda, spack)

- Any language (Python, C/C++, Fortran, R, ...)
- Easy to find & install packages (software, libraries, ...)
 - ~ conda install [name of package]

Package/Environment Managers (conda, spack)

- Any language (Python, C/C++, Fortran, R, ...)
- Easy to find & install packages (software, libraries, ...)
 - ~ conda install [name of package]
- Automatically solves & manages dependencies (including automatically installing them)

Package/Environment Managers (conda, spack)

- Any language (Python, C/C++, Fortran, R, ...)
- Easy to find & install packages (software, libraries, ...)
 - ~ conda install [name of package]
- Automatically solves & manages dependencies (including automatically installing them)
- Easily update (or roll back) packages

Package/Environment Managers (conda, spack)

- Any language (Python, C/C++, Fortran, R, ...)
- Easy to find & install packages (software, libraries, ...)
 - ~ conda install [name of package]
- Automatically solves & manages dependencies (including automatically installing them)
- Easily update (or roll back) packages
- Easily remove packages & clean house

Package/Environment Managers (conda, spack)

- Any language (Python, C/C++, Fortran, R, ...)
- Easy to find & install packages (software, libraries, ...)
 - ~ conda install [name of package]
- Automatically solves & manages dependencies (including automatically installing them)
- Easily update (or roll back) packages
- Easily remove packages & clean house
- Environment Management
 - Easily switch between different sets of consistent packages & dependencies
 - Handle software with conflicting dependencies
 - Multiple versions of a package (e.g. collaborator's code)
 - Helpful for code development & updates

Package/Environment Managers (conda, spack)

- Any language (Python, C/C++, Fortran, R, ...)
- Easy to find & install packages (software, libraries, ...)
 - ~ conda install [name of package]
- Automatically solves & manages dependencies (including automatically installing them)
- Easily update (or roll back) packages
- Easily remove packages & clean house
- Environment Management
 - Easily switch between different sets of consistent packages & dependencies
 - Handle software with conflicting dependencies
 - Multiple versions of a package (e.g. collaborator's code)
 - Helpful for code development & updates
- Reproducibility

Package/Environment Managers (conda, spack)

- Any language (Python, C/C++, Fortran, R, ...)
- Easy to find & install packages (software, libraries, ...)
 - ~ conda install [name of package]
- Automatically solves & manages dependencies (including automatically installing them)
- Easily update (or roll back) packages
- Easily remove packages & clean house
- Environment Management
 - Easily switch between different sets of consistent packages & dependencies
 - Handle software with conflicting dependencies
 - Multiple versions of a package (e.g. collaborator's code)
 - Helpful for code development & updates
- Reproducibility
- Portability

Containers (Docker, Singularity)

Containers (Docker, Singularity)

- Package into a single container file
 - Environment
 - Code
 - Data
 - User space portion of OS
- Well-suited for HPC
- Reproducibility
- Portability

Containers (Docker, Singularity)

- Package into a single container file
 - Environment
 - Code
 - Data
 - User space portion of OS
- Well-suited for HPC
- Reproducibility
- Portability
- Example Use-Cases
 - Run different version of Linux
 - Legacy code/system
 - Time-capsule (writing a paper)
 - Deploy your code/environment to other systems
 - Alternative to installing software

Containers (Docker, Singularity)

- Package into a single container file
 - Environment
 - Code
 - Data
 - User space portion of OS
- Well-suited for HPC
- Reproducibility
- Portability
- Example Use-Cases
 - Run different version of Linux
 - Legacy code/system
 - Time-capsule (writing a paper)
 - Deploy your code/environment to other systems
 - Alternative to installing software
- Ready-made containers
 - <https://hub.docker.com/>
 - CVMFS

Containers (Docker, Singularity)

- Package into a single container file
 - Environment
 - Code
 - Data
 - User space portion of OS
- Well-suited for HPC
- Reproducibility
- Portability
- Example Use-Cases
 - Run different version of Linux
 - Legacy code/system
 - Time-capsule (writing a paper)
 - Deploy your code/environment to other systems
 - Alternative to installing software
- Ready-made containers
 - <https://hub.docker.com/>
 - CVMFS
- You can build containers on subMIT
—> deploy to other systems

Jupyter: a different way to interact

A Quick Example

In [1]:

```
%%latex
```

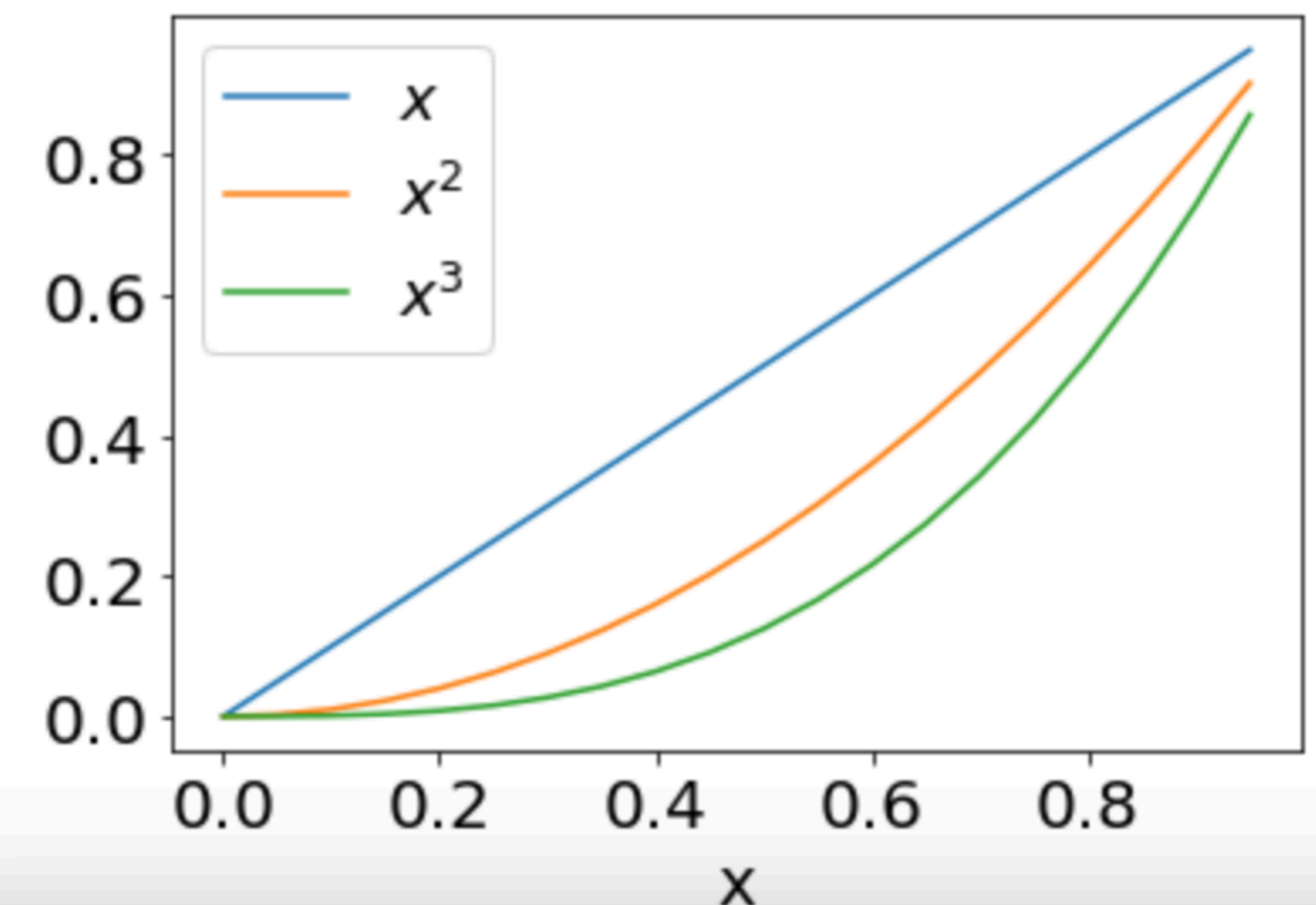
Here we will plot x , x^2 , and x^3

Here we will plot x , x^2 , and x^3

In [7]:

```
import matplotlib.pyplot as plt
import numpy as np

x = np.arange(0, 1, 0.05);
plt.plot(x, x, label='$x$');
plt.plot(x, x**2, label='$x^2$');
plt.plot(x, x**3, label='$x^3$');
plt.xlabel('x');
plt.rc('font', size=18);
plt.legend();
```



Jupyter: a different way to interact

- Access subMIT from a web browser

A Quick Example

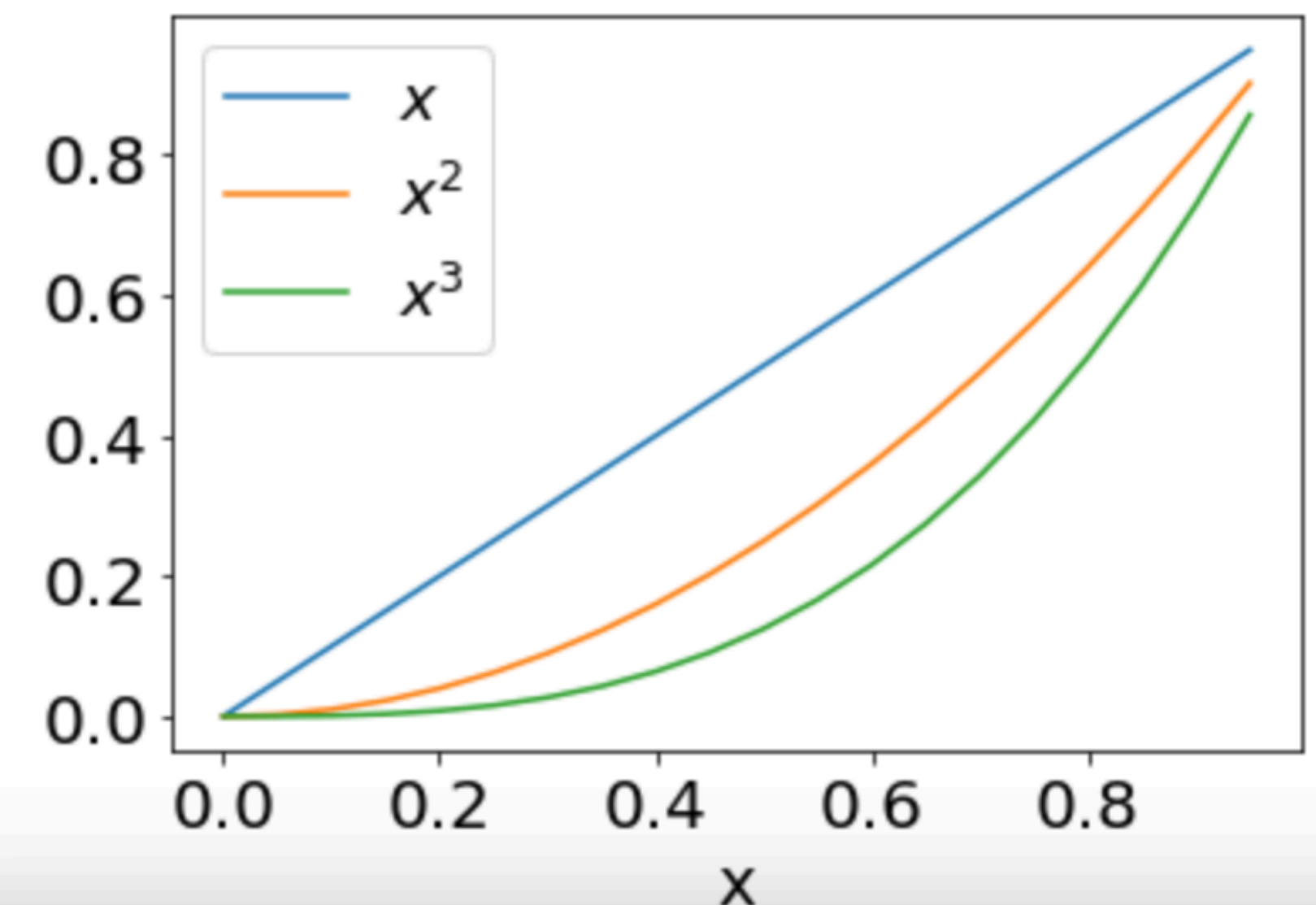
In [1]:

```
%%latex  
Here we will plot  $x$ ,  $x^2$ , and  $x^3$ 
```

Here we will plot x , x^2 , and x^3

In [7]:

```
import matplotlib.pyplot as plt  
import numpy as np  
  
x = np.arange(0, 1, 0.05);  
plt.plot(x, x, label='$x$');  
plt.plot(x, x**2, label='$x^2$');  
plt.plot(x, x**3, label='$x^3$');  
plt.xlabel('x');  
plt.rc('font', size=18);  
plt.legend();
```



Jupyter: a different way to interact

- Access subMIT from a web browser
- Access subMIT compute horsepower in a more familiar, interactive way

A Quick Example

In [1]:

```
%%latex
```

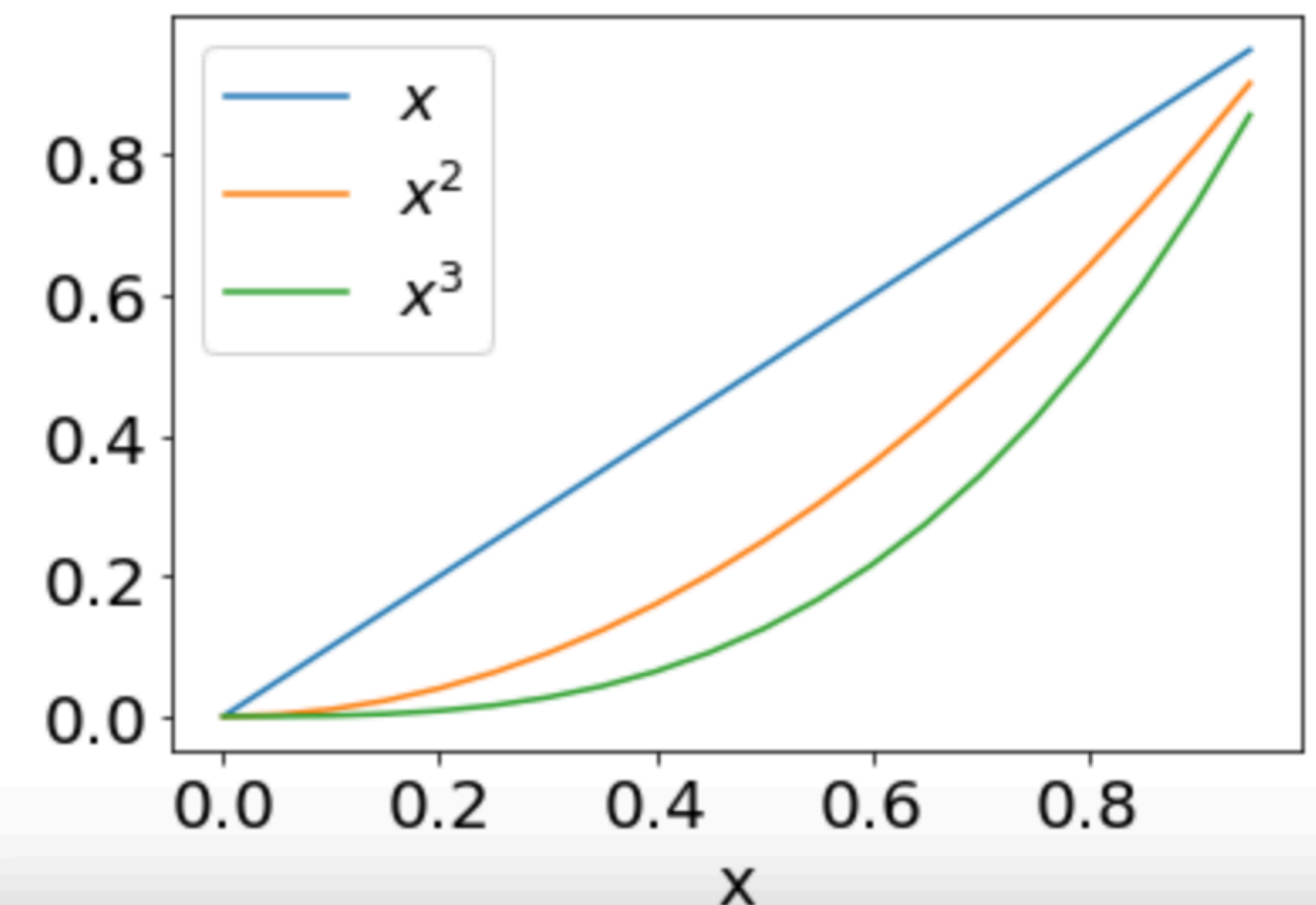
Here we will plot x , x^2 , and x^3

Here we will plot x , x^2 , and x^3

In [7]:

```
import matplotlib.pyplot as plt
import numpy as np

x = np.arange(0, 1, 0.05);
plt.plot(x, x, label='$x$');
plt.plot(x, x**2, label='$x^2$');
plt.plot(x, x**3, label='$x^3$');
plt.xlabel('x');
plt.rc('font', size=18);
plt.legend();
```



Jupyter: a different way to interact

- Access subMIT from a web browser
- Access subMIT compute horsepower in a more familiar, interactive way
- Jupyter Notebooks: Self-Contained
 - Code
 - Results / Visualization
 - Documentation (Markdown, LaTeX)

A Quick Example

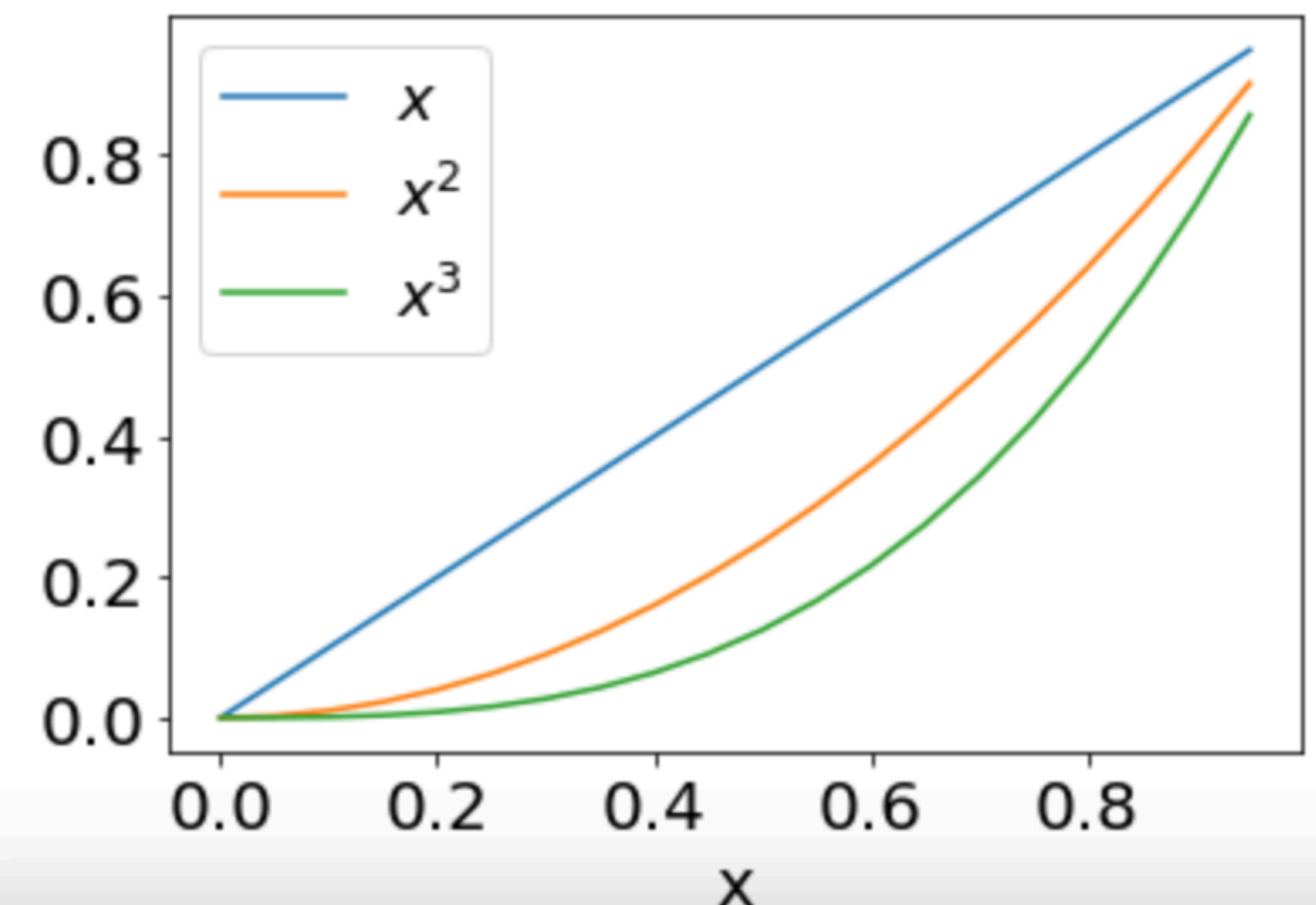
In [1]:

```
%%latex  
Here we will plot  $x$ ,  $x^2$ , and  $x^3$ 
```

Here we will plot x , x^2 , and x^3

In [7]:

```
import matplotlib.pyplot as plt  
import numpy as np  
  
x = np.arange(0, 1, 0.05);  
plt.plot(x, x, label='$x$');  
plt.plot(x, x**2, label='$x^2$');  
plt.plot(x, x**3, label='$x^3$');  
plt.xlabel('x');  
plt.rc('font', size=18);  
plt.legend();
```



Jupyter: a different way to interact

- Access subMIT from a web browser
- Access subMIT compute horsepower in a more familiar, interactive way
- Jupyter Notebooks: Self-Contained
 - Code
 - Results / Visualization
 - Documentation (Markdown, LaTeX)
- Easily shared

A Quick Example

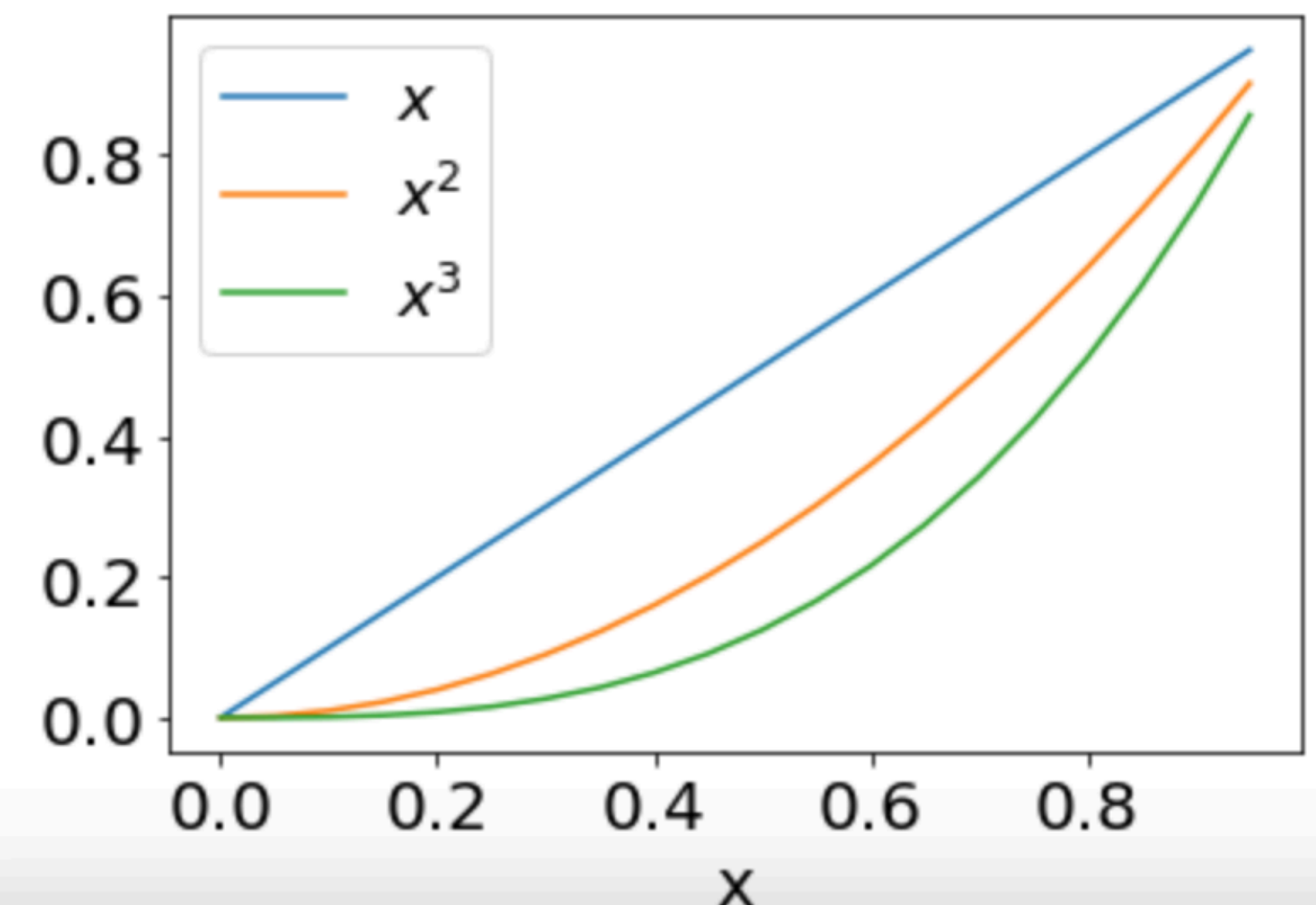
In [1]:

```
%%latex  
Here we will plot  $x$ ,  $x^2$ , and  $x^3$ 
```

Here we will plot x , x^2 , and x^3

In [7]:

```
import matplotlib.pyplot as plt  
import numpy as np  
  
x = np.arange(0, 1, 0.05);  
plt.plot(x, x, label='$x$');  
plt.plot(x, x**2, label='$x^2$');  
plt.plot(x, x**3, label='$x^3$');  
plt.xlabel('x');  
plt.rc('font', size=18);  
plt.legend();
```



Jupyter: a different way to interact

- Access subMIT from a web browser
- Access subMIT compute horsepower in a more familiar, interactive way
- Jupyter Notebooks: Self-Contained
 - Code
 - Results / Visualization
 - Documentation (Markdown, LaTeX)
- Easily shared
- Example: machine learning or model sensitivity to parameters
 - Interactive
 - Iterative
 - Human-in-the-loop

A Quick Example

In [1]:

```
%%latex
```

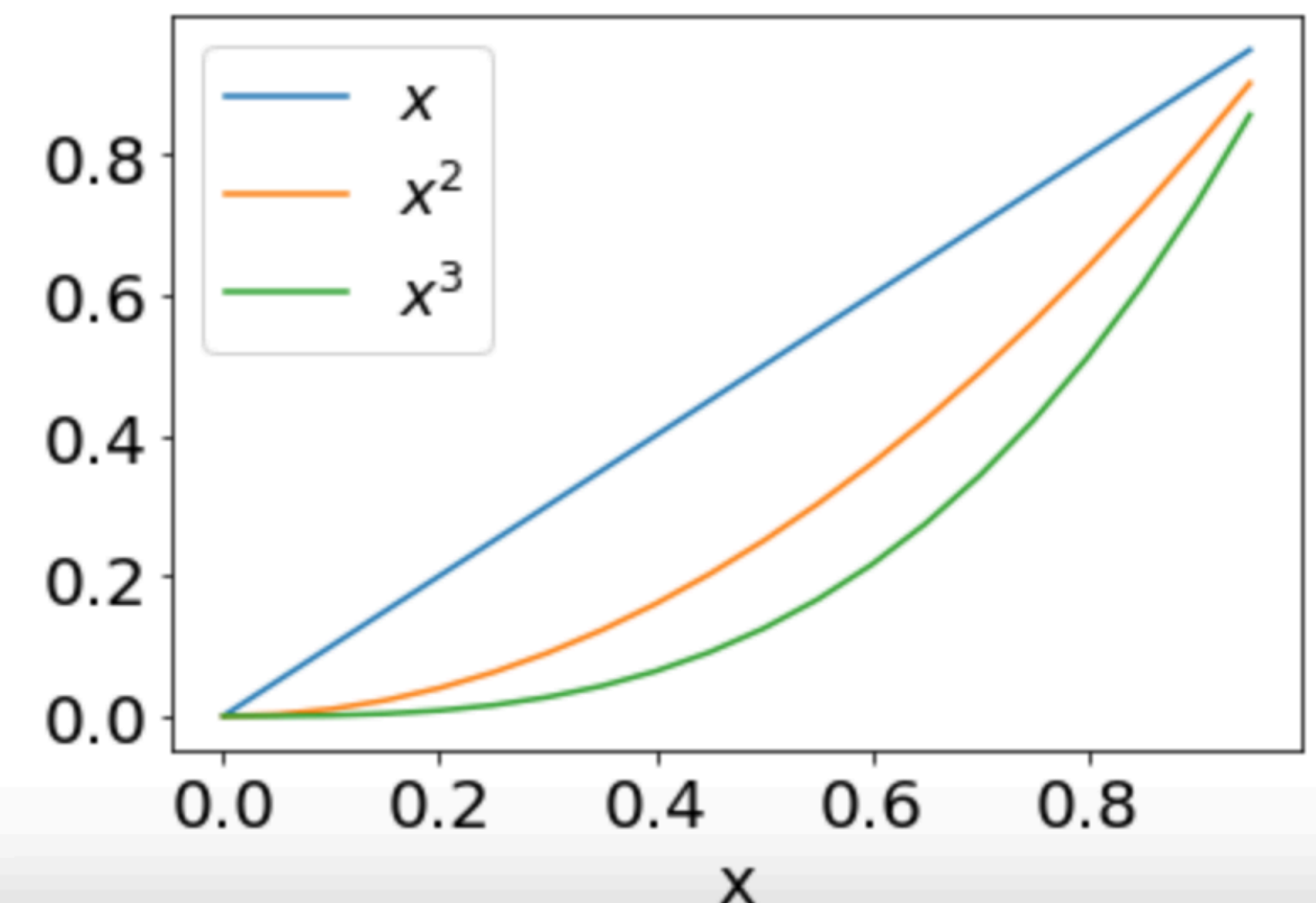
Here we will plot x , x^2 , and x^3

Here we will plot x , x^2 , and x^3

In [7]:

```
import matplotlib.pyplot as plt
import numpy as np

x = np.arange(0, 1, 0.05);
plt.plot(x, x, label='$x$');
plt.plot(x, x**2, label='$x^2$');
plt.plot(x, x**3, label='$x^3$');
plt.xlabel('x');
plt.rc('font', size=18);
plt.legend();
```



Summary

- subMIT is flexible
- you are in control of your software
 - if we don't have it, you can bring your own
- package/environment managers (conda, spack) & containers (docker, singularity)
 - install / run new software & libraries on subMIT
 - environment management is powerful
 - make your code / workflow portable
(you can build containers on subMIT)
- JupyterHUB
 - Interactive & self-contained

Please ask us if
you don't see
how to fill your
needs

